

## BLOCK-OF-THE-MONTH — JUNE 2010

# Think Spring

Since everyone loved the anniversary quilt this year we want to give you a chance to make your own. This is the same block.

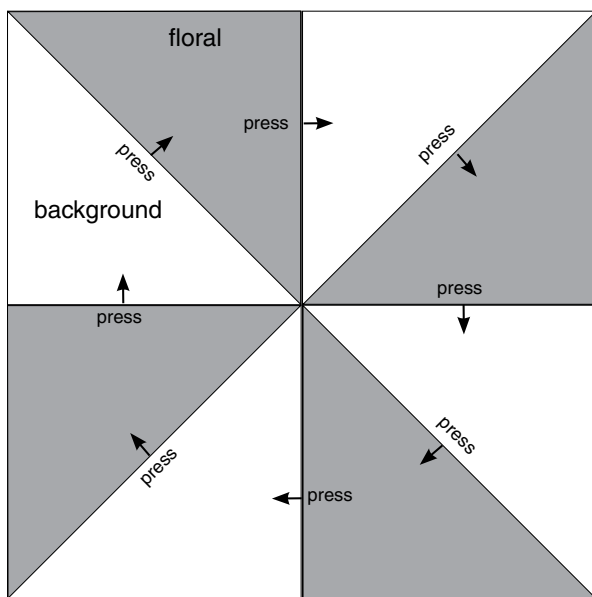
For each block:

cut 2 4" squares from white or white-on-white background

cut 2 4" squares from a floral fabric

Make 4 half square triangles, using any method you prefer. **Press seams toward floral fabric.**

Sew the half-square triangles together, making sure your pinwheel is "spinning" the correct way (see diagram below). **Press seams toward background fabric.**



RIGHT SIDE not to scale

**\*Be sure your pinwheel is spinning this way. See diagram left.**

If you have any questions

call Susie Stevenson

home: 301-262-7077

cell: 301-503-4191

e-mail: sjs74@comcast.net

or Cathy Brown

home: 301-262-6990

cell: 301-928-7760



e-mail: cathy2813@aol.com

**Blocks  
due  
June 23**

**Trim the block to 6.5" lining up the diagonal and the horizontal and vertical seams.**

### TIP OF THE MONTH

*Spin the center seam.  
(See diagrams)*



This allows you to separate the seam in the middle so all the seams are spinning in the same direction